

In This Edition >>>

- Exploring Undergraduate Enrollment Trends in Agricultural Economics, and Agricultural Business and Management Studies
- Comparison of Gender for 1862 and 1890 Land-grant institutions
- Academic Disciplines in the Agricultural Economics, Agricultural Business and Management Studies



March
2012
Issue Fifteen

A Monthly Insight into the USDA's Food and Agricultural Education Information System

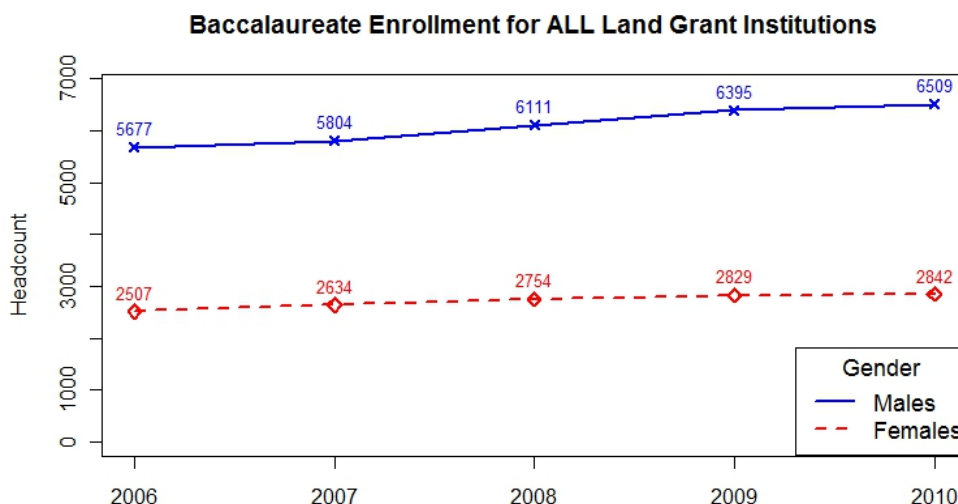
FAEIS News

Exploring Undergraduate Enrollment Trends in Agricultural Economics, and Agricultural Business and Management Studies

This newsletter investigates undergraduate enrollment in higher education programs related to **Agricultural Economics, and Agricultural Business and Management Studies**, specifically the gender breakdown of undergraduate students enrolled in academic programs in this area. Five Classification of Instruction Programs (CIP) codes relating to agricultural economics, or agricultural business and management studies were included in this data analysis. For a full list of the CIP codes, review *Page 3*.

We included Land-grant institutions that provided data consistently for the five years of 2006-2010. In total, we included 57 Land-grant institutions (1862 and 1890 institutions) in the analysis out of 60 Land-grant institutions with undergraduate programs in the area of agricultural economics, or agricultural business and management studies. We excluded three institutions from the analysis that had missing data for three or more years from 2006 - 2010. Figure 1 offers the undergraduate headcount for the reporting years. Based on our analysis, the number of male students enrolled increased by **14.7%** between 2006 and 2010. The number of female students enrolled also increased by **13.4%** between 2006 and 2010. [Review detailed reports of institutions contributing to Figure 1.](#)

Figure 1. Undergraduate Student Enrollment in Agricultural Economics, Agricultural Business and Management Studies from 2006-2010 (n = 57)



Comparison of Gender for 1862 and 1890 Land-grant Institutions

We next examined the undergraduate enrollment by gender for 1862 and 1890 Land-grant institutions for the reporting years of 2006-2010 in undergraduate agricultural economics, and agricultural business and management programs. See *Page 3* for a list of CIP codes included in this analysis. Figure 2 explores the gender breakdown for undergraduate students enrolled in 1862 Land-grant institutions. One 1862 institution was excluded from the analysis because it was missing data for more than two years during 2006 to 2010. Figure 3 describes the gender breakdown for undergraduate enrollment at 1890 Land-grant institutions. Two 1890 institutions were excluded from the analysis because they were missing data for more than two years during 2006 to 2010.

The enrollment of males increased by **14.8%** between 2006 and 2010 in 1862 Land-grant institutions, and **13.7%** in 1890 Land-grant institutions. The enrollment of females increased by **11.6%** between 2006 and 2010 in 1862 Land-grant institutions, and **24.8%** in 1890 Land-grant institutions. Overall, female student enrollment increased at a faster rate at 1890 institutions compared to 1862 institutions in agricultural economics, and agricultural business and management programs. [Review a detailed report of 1862 and 1890 Land-grant institutions with undergraduate programs contributing to Figure 2 and Figure 3.](#)

Figure 2. Undergraduate Student Enrollment in *1862 Land-grant Institutions* from 2006 – 2010 in Agricultural Economics, Agribusiness and Management Studies (n = 44)

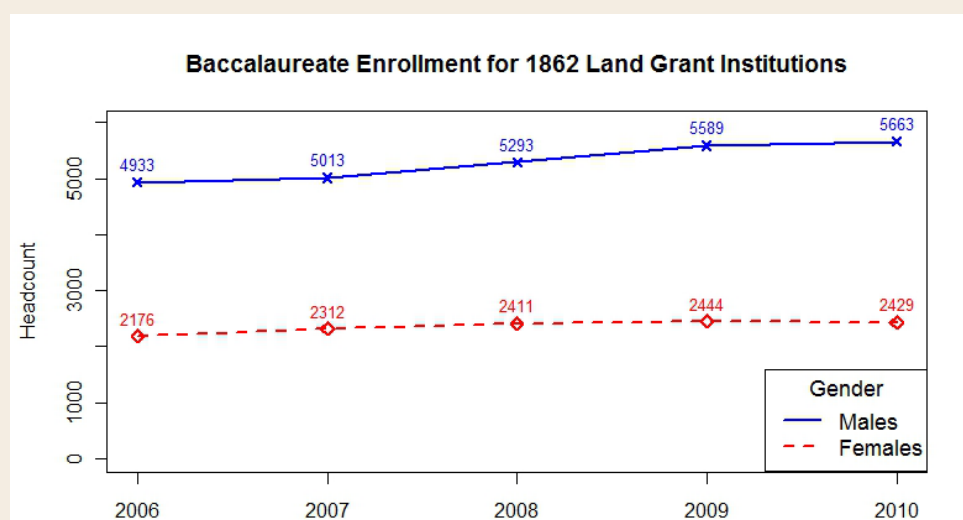
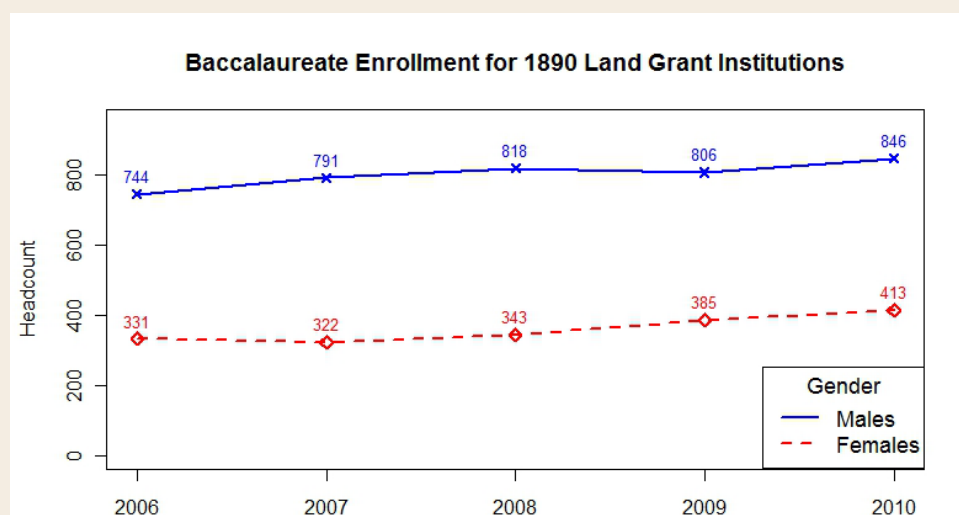


Figure 3. Undergraduate Student Enrollment in *1890 Land-grant Institutions* from 2006 – 2010 in Agricultural Economics, Agribusiness and Management Studies (n=13)



Academic Disciplines in Agricultural Economics, Agricultural Business and Management Studies

FAEIS compiles nationwide higher education data for the life, food, veterinary, human, natural resource, and agricultural sciences.




Photo courtesy of John McCormick

Five FAEIS CIP codes are included in our analysis on agricultural and applied economics studies at Land-grant institutions. The analysis in this newsletter included the following CIP codes:

- 01.0101 – Agricultural Business and Management
- 01.0102 – Agribusiness/Agricultural Business Operations
- 01.0103 – Agricultural Economics
- 01.0106 – Agricultural Business Technology
- 01.0199 – Agricultural Business and Management



Photo courtesy of Jim Stroup

A review of the FAEIS College Enrollment Surveys for program changes in agricultural and applied economics programs between 2010 and 2011 indicates seven institutions added programs in this area and six institutions dropped programs in this area. [Review FAEIS summary report.](#)

On behalf of USDA-NIFA and our partner organizations, the FAEIS team says THANK YOU to all who have contributed their time and data to make this report possible.



Photo courtesy of Kelsey Kradel

Contributors >>>

Editors

Dr. Mary A. Marchant
Bill Richardson
Dr. Eric Smith
Dr. Eric Vance
Dr. Timothy P. Mack

The FAEIS Team

Bill Richardson
Dr. Mary A. Marchant
Dr. Eric Smith
Dr. Eric Vance
Dr. Timothy P. Mack
Michael Albanese
Conor Cadden
Katie Griffin
Lisa Hightower
Michael Paquette
Anupa Sharma

Data Analysts and Graphic Designers

Katie Griffin
Lisa Hightower

Photos provided by

Jim Stroup
John McCormick
Kelsey Kradel